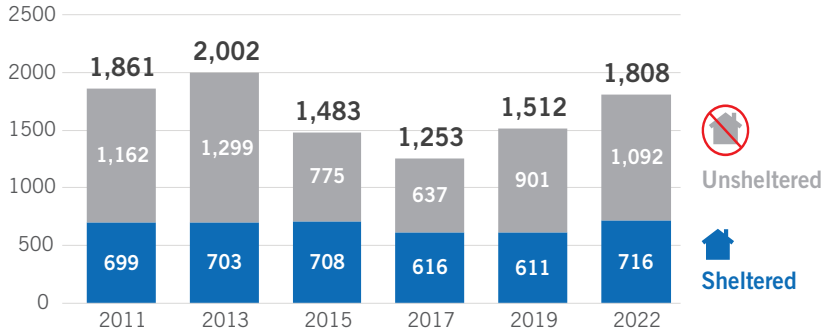




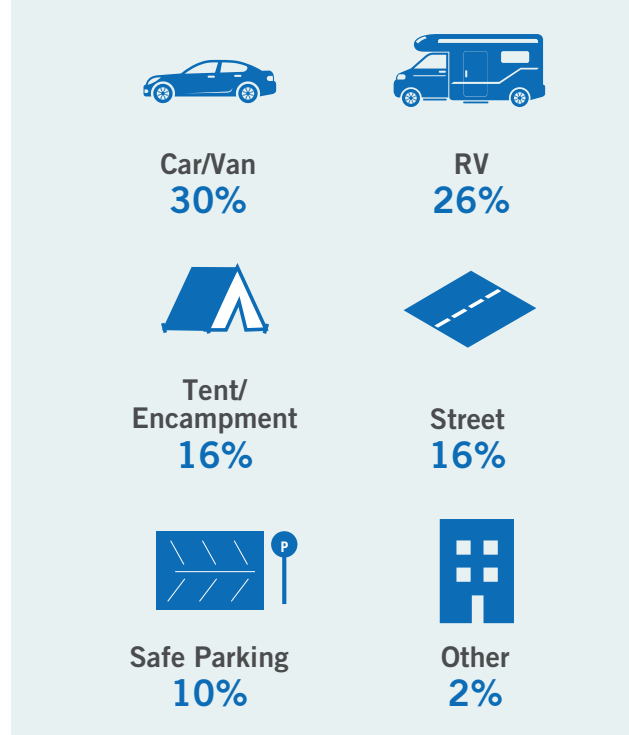
2022 SAN MATEO COUNTY ONE DAY HOMELESS COUNT AND SURVEY

The San Mateo County Human Services Agency (HSA), in close collaboration with community partners, conducts the bi-annual One Day Homeless Count and Survey. The purpose of the One Day Homeless Count and Survey is to gather information to help the community understand homelessness in San Mateo County. This is one data set, among others, that provides information for effective planning of services to assist people experiencing homelessness and people at risk of homelessness. HSA conducted the Count on February 24, 2022 and conducted the Survey between February 24, 2022 and March 3, 2022.

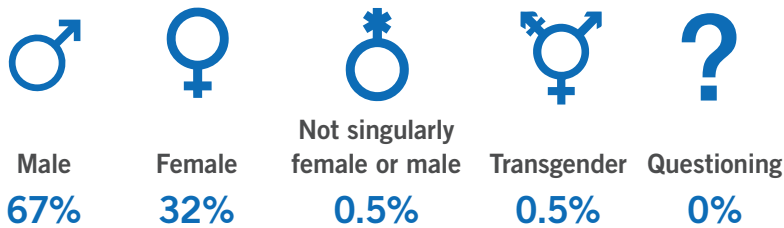
ONE DAY HOMELESS COUNT OVER TIME



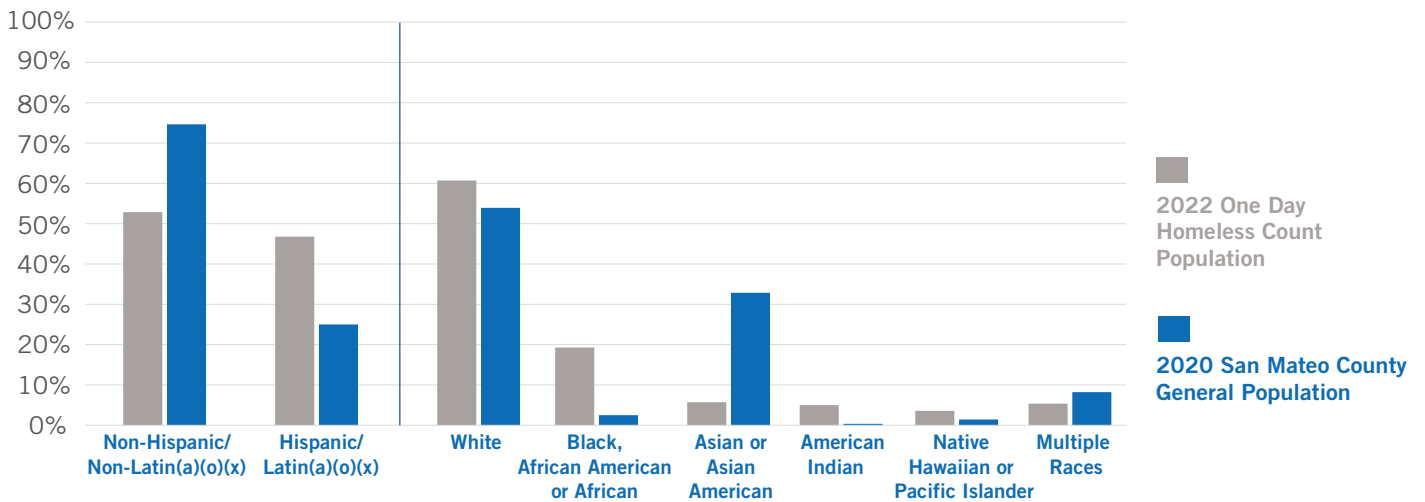
UNSHeltered SLEEPING LOCATIONS



GENDER IDENTITY



ETHNICITY AND RACE OF HOMELESS POPULATION AND GENERAL POPULATION



**“Safe Parking” is a type of program that serves people who are residing in their vehicles. The program includes a safe designated place to stay in their vehicle as well as supportive services to assist the residents with working on returning to housing. At the time of the 2019 and earlier counts, there were no Safe Parking programs in San Mateo County, and as of the 2022 count, there were two Safe Parking programs which both serve people living in RVs.

**“Other” includes abandoned buildings, boats, and other types of vehicles/structures that are not captured under Safe Parking, RV, and Car/Van. Enhanced data collection tools in the 2022 count allowed for improved tracking of these type of other unsheltered situations, compared to previous years.

*Data for Gender, Race, Ethnicity, and Additional Homeless Populations are for unsheltered and sheltered populations

UNSHELTERED POPULATIONS

GEOGRAPHIC LOCATION

City	Count
Atherton	3
Belmont	13
Brisbane	6
Burlingame	10
Colma	1
Daly City	49
East Palo Alto	169
Foster City	4
Half Moon Bay	68
Hillsborough	0
Menlo Park	56
Millbrae	9
Pacifica	161
Portola Valley	0
Redwood City	245
San Bruno	63
San Carlos	14
San Francisco Intl Airport	14
San Mateo	60
South San Francisco	42
Unincorporated- Central	0
Unincorporated- Coastsides	62
Unincorporated- North	7
Unincorporated- South	36
Woodside	0
TOTAL	1,092



IS THIS THE FIRST TIME YOU'VE BEEN HOMELESS?

Yes	No	Don't Know/Refused
60%	38%	2%



LENGTH OF CURRENT EPISODE OF HOMELESSNESS

Less than one year	One to three years	More than three years
15%	36%	49%



WHERE WERE YOU LIVING GEOGRAPHICALLY WHEN YOU BECAME HOMELESS MOST RECENTLY?

San Mateo County	Other County in California	Other State	Refused
84%	12%	3%	1%



WAS COVID-19 THE PRIMARY EVENT THAT LED TO YOUR HOMELESSNESS?

15% of respondents answered YES

ADDITIONAL HOMELESS POPULATIONS



Serious Mental Illness (SMI)
32%



Substance Use Disorder
21%



AIDS or HIV-related illness
2%



Survivors of Domestic Violence
8%



Veterans
5%